

# TB5FD-29E

802.11a/n 5G industrial grade, long-distance, outdoor high-performance bridge



TDMA



Intelligent  
Rate Control



ACK Time-out  
Adjustment



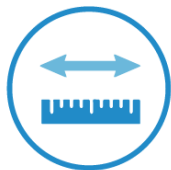
2x2 MiMo



High  
Throughput



Point-to-Point



Long Distance  
Coverage



Gigabit  
Ethernet



Hardware  
Watchdog



POE+

## Release Notes









Date	Version Number	Editor	Change log	Remarks
2020-05-14	V1.0	Guifang	Create	
2020-09-26	V1.1	Guifang	Modify power consumption	

## Product Feature

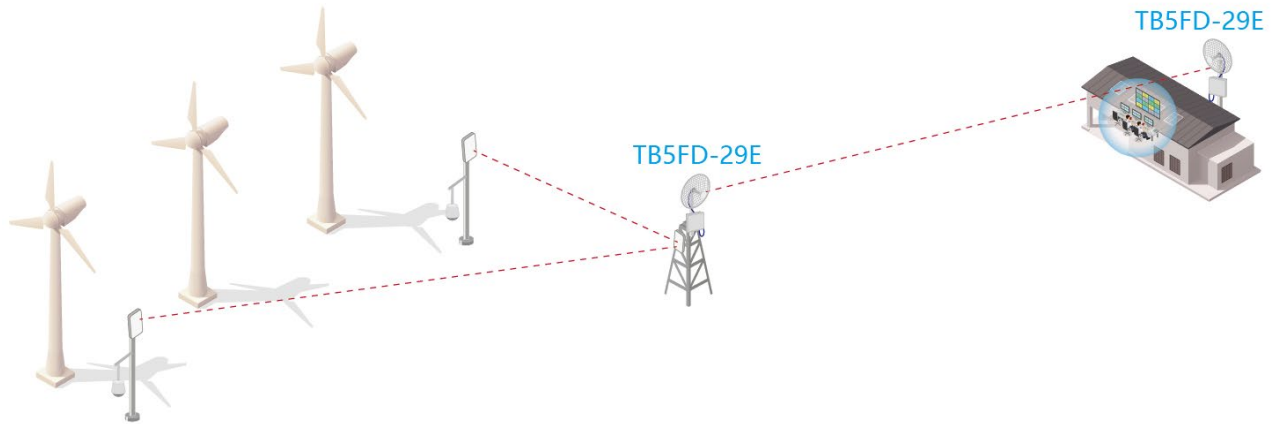
- Supports 802.11a/n standard
- The highest transmission rate is 300Mbps
- Outdoor transmission distance: 0~50km
- External antenna, quick installation
- Built-in VTrans technology, including
  - 1) TDMA: eliminate the performance degradation caused by hidden terminals and maximize the wireless transmission efficiency
  - 2) Frequency (channel) expansion function: eliminate interference caused by the same frequency and adjacent frequency through more frequency selection
  - 3) Band width selection: by adjusting the channel width, the overlapping parts of spectrum can be avoided and the influence of interference by other channels can be reduced.
  - 4) AutoAck function: intelligently calculate the ACK value required for long-distance transmission to achieve the optimal performance at this distance
- Supports bridge and router modes. Network architecture can be flexibly deployed by adjusting the network mode of devices
- Intelligent QoS wireless multimedia optimization technology, providing high priority transmission levels for voice and video
- Supports web page management, making installation and maintenance of equipment more convenient
- Supports wireless controller (AC) management, realize remote centralized configuration and upgrade management
- Supports 802.3at protocol (POE+)
- IP66

\*Wireless controller needs to be purchased separately

## Accessory List

			
Main device	Antenna	Brackets of device	Brackets of antenna
			
FeederX2	Desktop power supply	QIG	QC

## Application Scenario



## Specifications

Hardware	Dimensions(mm)	217x217x68mm
	Weight(kg)	1.5kg
	Installation	Pole mounting 30mm≤Diameter≤50mm
	Protection Level	IP66
	Antenna Gain	29dBi
	Beam Width	H: 6°, V: 6°
	Antenna mounting	Pole mounting 30mm≤Diameter≤50mm
	Antenna Dimensions (mm)	Ø600
	Antenna Weight(kg)	2.26kg
	Power Supply	48V POE+
	Max Power Consumption(W)	15W
	Average Power Consumption(W)	10W
	CPU	AR9344
	DDR & Memory	64MB DRAM, 8MB Flash
	Physical Interface	1*10/100/1000Mbps
	Radio Interface	2*N type connector
	Maximum Transmitted Power	30dBm


	Working Temperature	-40°C~70°C
	Storage Temperature	-40°C~85°C
	Working Humidity	5%~95%RH Non-condensing
	Surge	POE/GE: CM 4KV , DM 2KV
	ESD Protection	Contact 4KV , Air 6KV
	Wind Survivability	150km/h
Software	Protocol	802.11a/n
	Frequency	5180~5320MHz、5745~5825MHz (China) 5180~5320MHz、5500~5720MHz、5745~5825MHz (United States) 5160~5340MHz、5480~5720MHz、5745~5865MHz (India) 5160~5340MHz、5480~5720MHz、5745~5825MHz (United Arab Emirates) 5745~5805MHz (Indonesia) Supported frequency range: 4920~6100MHz (should depend on the local regulation.) * The above frequencies need specific version support
	Operating Mode	AP, Station, WDS AP, WDS Station
	Security	WPA2-PSK, Hidden SSID, IP/MAC Filtering
	Network Mode	Bridge/ Router
	Management	Support Web/AC/SNMP
	Other	Timed restart, Support VLAN, QoS, Watchdog

## RF Specification


	TX Power			Sensitivity		
	Date Rate	Avg. TX	Tolerance	Date Rate	Sensitivity	Tolerance
11a/n	6 Mbps	27dBm	+/- 2dBm	6 Mbps	-91dBm	+/- 2dBm
	54 Mbps	24dBm	+/- 2dBm	54 Mbps	-72dBm	+/- 2dBm
	HT20 MCS0(combination)	30dBm	+/- 2dBm	HT20 MCS0	-91dBm	+/- 2dBm
	HT20 MCS7(combination)	27dBm	+/- 2dBm	HT20 MCS7	-70dBm	+/- 2dBm
	HT40 MCS0(combination)	30dBm	+/- 2dBm	HT40 MCS0	-88dBm	+/- 2dBm
	HT40 MCS7(combination)	27dBm	+/- 2dBm	HT40 MCS7	-68dBm	+/- 2dBm

\* The combined power in the chart above is the result of tested single power plus 3dB

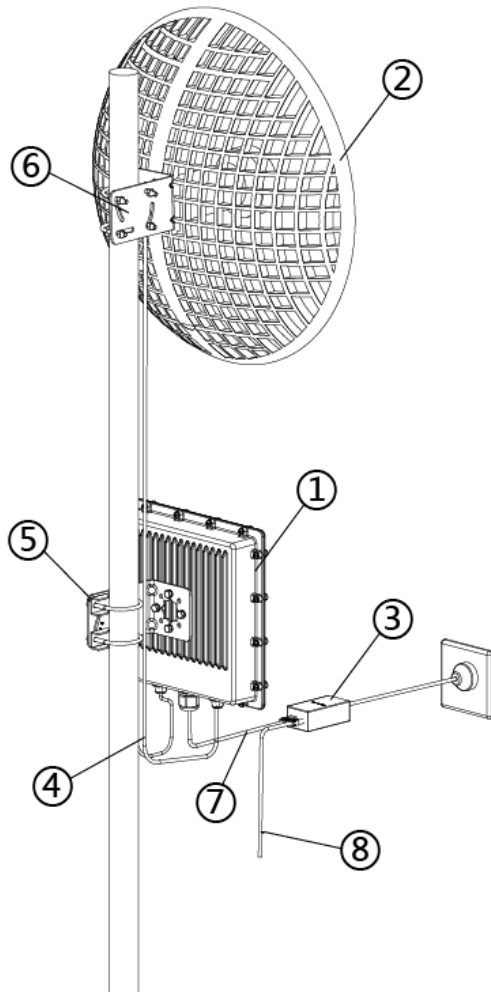
## Dimensions



## Interface



## Installation



1. Wireless Transmission Device
2. Antenna
3. POE Adaptor
4. Feeder
5. Brackets of Device
6. Brackets of Antenna
7. The POE port of POE adaptor should connect to the POE port on the main device
8. The LAN port of POE adaptor can be connected with the other devices

\*The actual installation height needs to be determined according to the transmission distance and the installation environment, and there is no obstruction between the two points.

## Antenna Polar Plots

