

# TB5N

802.11a/n 5G industrial grade, outdoor high-performance bridge



TDMA



Intelligent  
Rate Control



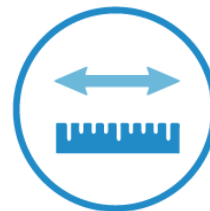
ACK Time-out  
Adjustment



2x2 MiMo



High  
Throughput



Long Distance  
Coverage



Point-to-Point



Hardware  
Watchdog

## Release Notes

Date	Version Number	Editor	Change log	Remarks
2020-05-06	V1.0	Guifang	Create	
2020-09-26	V1.1	Guifang	Modify power consumption	

## Product Feature

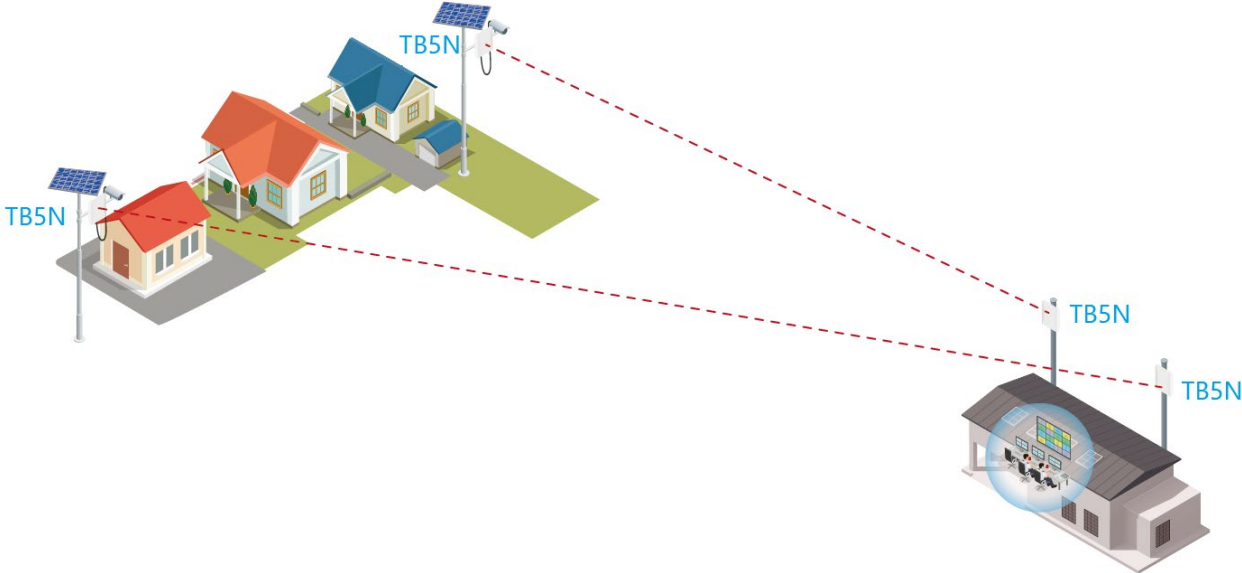
- Supports 802.11a/n standard
- The highest transmission rate is 300Mbps
- Transmission distance: 0~1.5km
- Integrated antenna, quick installation
- Built-in VTrans technology, including
  - 1) TDMA: eliminate the performance degradation caused by hidden terminals and maximize the wireless transmission efficiency
  - 2) Frequency (channel) expansion function: eliminate interference caused by the same frequency and adjacent frequency through more frequency selection
  - 3) Band width selection: by adjusting the channel width, the overlapping parts of spectrum can be avoided and the influence of interference by other channels can be reduced
  - 4) AutoAck function: intelligently calculate the ACK value required for long-distance transmission to achieve the optimal performance at this distance
- Supports bridge and router modes. Network architecture can be flexibly deployed by adjusting the network mode of devices
- Intelligent QoS wireless multimedia optimization technology, providing high priority transmission levels for voice and video
- Supports web page management, making installation and maintenance of equipment more convenient
- Supports wireless controller (AC) management, realize remote centralized configuration and upgrade management
- IP65

\*Wireless controller needs to be purchased separately

## Accessory List

					
Sender	Receiver	HoopX2	Desktop power supplyX2	QIG	QC

# Application Scenario



# Specifications

Hardware	Dimensions(mm)	140x93x43mm
	Weight(kg)	0.19kg
	Installation	Pole mounting Diameter≤55mm
	Protection Level	IP65
	Antenna Gain	12dBi
	Beam Width	H: 35°, V: 35°
	Power Supply	24V Passive POE
	Max Power Consumption(W)	6W
	Average Power Consumption(W)	4W
	CPU	AR9344
	DDR & Memory	64MB DDR2,8MB Flash
	Physical Interface	2*10/100Mbps


	Indicator Light	1*Power Indicator 1*LAN1 Indicator 1*WLAN Indicator 3* Signal Strength Indicator
	Maximum Transmitted Power	24dBm
	Working Temperature	-40°C~65°C
	Storage Temperature	-40°C~85°C
	Working Humidity	5%~95%RH Non-condensing
	Surge	POE/GE: CM 4KV , DM 2KV
	ESD Protection	Contact 6KV , Air 8KV
	Wind Survivability	134km/h
Software	Protocol	802.11a/n
	Frequency	5180~5320MHz、 5745~5825MHz (China) 5180~5320MHz、 5500~5720MHz、 5745~5825MHz (United States) 5160~5340MHz、 5480~5720MHz、 5745~5865MHz (India) 5160~5340MHz、 5480~5720MHz、 5745~5825MHz (United Arab Emirates) 5745~5805MHz (Indonesia) Supported frequency range: 4920~6100MHz (should depend on the local regulation.) * The above frequencies need specific version support
	Operating Mode	AP, Station, WDS AP, WDS Station
	Security	WPA2-PSK, Hidden SSID, IP/MAC Filtering
	Network Mode	Bridge/ Router
	Management	Support Web/AC/SNMP
	Other	Timed restart, Support VLAN, QoS, Watchdog

# RF Specification


TX Power				Sensitivity		
	Date Rate	Avg. TX	Tolerance	Date Rate	Sensitivity	Tolerance
11a/n	6 Mbps	21dBm	+/- 2dBm	6 Mbps	-93dBm	+/- 2dBm
	54 Mbps	19dBm	+/- 2dBm	54 Mbps	-74dBm	+/- 2dBm
	HT20 MCS0(combination)	24dBm	+/- 2dBm	HT20 MCS0	-93dBm	+/- 2dBm
	HT20 MCS7(combination)	21dBm	+/- 2dBm	HT20 MCS7	-73dBm	+/- 2dBm
	HT40 MCS0(combination)	24dBm	+/- 2dBm	HT40 MCS0	-90dBm	+/- 2dBm
	HT40 MCS7(combination)	21dBm	+/- 2dBm	HT40 MCS7	-70dBm	+/- 2dBm

\* The combined power in the chart above is the result of tested single power plus 3dB

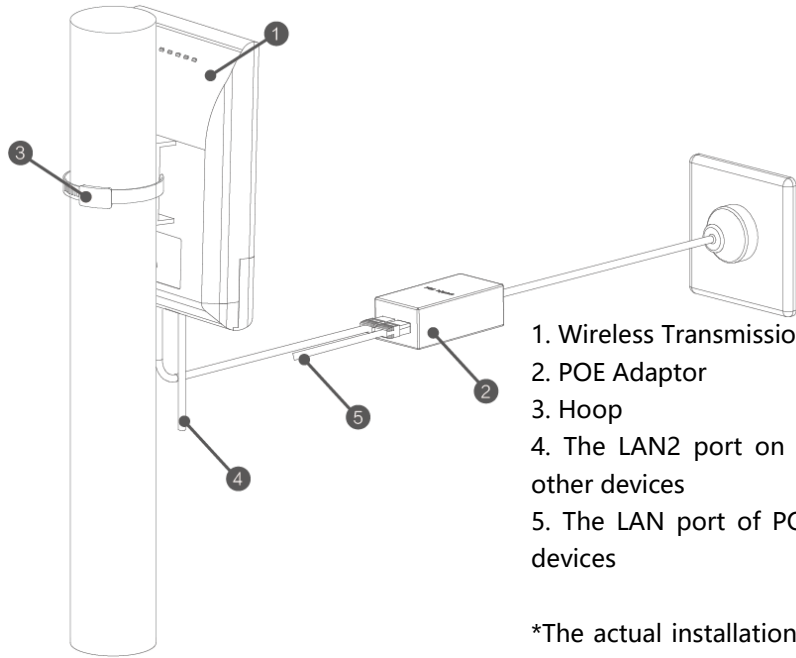
# Dimensions



# Interface



## Installation



1. Wireless Transmission Device
2. POE Adaptor
3. Hoop
4. The LAN2 port on the main device can be connected with the other devices
5. The LAN port of POE adaptor can be connected with the other devices

\*The actual installation height needs to be determined according to the transmission distance and the installation environment, and there is no obstruction between the two points.

## Antenna Polar Plots

